



ESG Report for 2022-2023

YOOV Group Holding Limited

Y O O V

Table of Contents

Executive Summary	3
Message From The Board And The CEO	4
1 Introduction	5
2 Company Background	6
3 Governance	8
4 Environmental	12
5 Social	17
Appendix A - Content Index of Disclosure Items	21
Appendix B - Content Index of Disclosure Items According to TCFD (Task Force on Climate-related Financial Disclosures) Recommendations	25
Appendix C - Content Index of Disclosure Items According to United Nations Sustainability Development Goals	27

Executive Summary

ESG reporting for YOOV Group Holding Limited is performed with the assistance of ESGBOT version on 01-11-2023 for their ESG performance from 2022-04-01 to 2023-03-31. The reporting was performed with reference to the principles under Appendix 27 Environmental, Social and Governance Reporting Guide of Main Board Listing Rules of Hong Kong Exchanges and Clearing Limited (HKEx). Four main principles, including materiality, quantitative, balance and consistency are followed.

The ESG reporting was performed to meet the market's and stakeholders' needs on the Company to meet various types of ESG requirements (e.g. clients' and vendors' supply chain requirements, HKEx's ESG requirements, Task Force on Climate-Related Financial Disclosures (TCFD), Sustainability Development Goals of United Nations).

Message From The Board And The CEO

Dear Stakeholders,

In this year, we see a market which pursues ideas of carbon emission reduction and sustainability, especially ones related to Environmental, Social and Governance (ESG) aspects. This gives our company more opportunities to enhance our ESG development for the sustainability of the company and to improve the sustainability of the society together.

We are delighted to show you our sustainability report that entails our commitment and journey on sustainability. For our dedication to low-carbon and environmentally friendly economy and social services, this report showcases how our whole company – from the internal governance and management to our external engagement – supports the company ESG development.

Looking forward, we will continue to strive to keep our governance, management and operation to align with our ESG goals and to continue our sustainability journey not just with our employees but also with all of our stakeholders.

Phil Wong, Chief Executive
YOOV Group Holding Limited

1 Introduction

1.1 Objective

This ESG Reporting is a systematic annual disclosure of Environmental, Social and Governance (ESG) aspects of YOOV Group Holding Limited (the 'Company'). The ESG Report (the 'Report') provides insights to the Company's ESG aspects through the reporting period from 2022-04-01 to 2023-03-31.

1.2 Approach

The ESG report was prepared following the reporting principles of Appendix 27 Environmental, Social and Governance Reporting Guide of Main Board Listing Rules of Hong Kong Exchanges and Clearing Limited:

Materiality: The threshold at which ESG issues determined by the board are sufficiently important to investors and other stakeholders that they should be reported through the use of ESGBOT.

Quantitative: Key Performance Indicators (KPIs) are quantified as much as possible with narratives to support the explanation.

Balance: The Report aims to present the Group's environmental, social and governance performance in an unbiased manner so as to provide an accurate and objective assessment to stakeholders.

Consistency: The Company uses consistent data collection and analytic methods for comparison with previous ESG data and reports. Any changes in the data collection and analytic methods are reported to facilitate fair comparison.

with a reporting boundary around the operation of the Company. The report sections are also mapped to requirements of TCFD and UN SDG items to reveal their relevance.

1.3 Accountability Assurance

The Company endeavors to ensure that all the information presented in this report is accurate and reliable, and the materials cited are the official documents and statistical data of the Company. This report was approved by the board of directors on 01-11-2023.

1.4 Contact And Stakeholder Engagement

If you or other stakeholders have any comments or suggestions about this Report, please contact the Company by the following means.

Contact Address: 19/F, Rykadan Capital Tower, 135 Hoi Bun Road, Kwun Tong

Tel: (852) 2384 6338

Email: cs.capital@yoov.com

2 Company Background

The Company is found in Hong Kong on 2020-04-04. It is a body corporate and its current business focus is IT.

Company Background	YOOV Group Holding Limited
Business Nature	IT
SICS Classification	Software & IT Services
Contact Address	19/F, Rykadan Capital Tower, 135 Hoi Bun Road, Kwun Tong
Chairperson of Board of Directors	Phil Wong
Chief Executive	Phil Wong
No. of Employees	117

2.1 Our Business and Their ESG Friendliness Overview

YOOV Group Holding Limited is experienced in Software & IT Services . We are providing products/services in the industry of IT. Our products and services are of high quality and are catered for our customers' needs. We are working diligently to fulfill our vision:

Be a leading innovator to facilitate digital transformation and centralized management among our clients, move with the times and grow together.

to serve our customer and to fulfill their special needs. In particular, ESG features are built-in following our journey documented in this report to ensure that our products and services are ESG-friendly and fulfill the growing needs of the increasingly ESG-aware market.

3 Governance

3.1 Board of Directors

The Company has the following people in the board of directors.

Board of Directors	
Chairperson	Phil Wong
Executive Director(s)	None

Details of board meetings and other details of the board of directors can be found in the annual report of the Company.

3.2 Chief Executive

Phil Wong is the Chief Executive of the Company.




3.3 Company Sustainability Governance Structure

The Company has structured committees for sustainability governance.



3.4 Company Secretary

Alliance CPA Limited is assigned as the company secretary and can be reached at the Company's contact in Section 1.4.



3.5 Risk Management and Internal Control

The Company has policies and procedures to perform quality management in-house.

In particular, the board reviews climate-related risks and opportunities annually to ensure the climate-related risks and opportunities to the company asset, operation and welfare are addressed. The review is performed with the ESG report delivered by the management to assess the risks and the opportunities due to climate change. The metrics and targets in the ESG report are also compared by the board for monitor if the annual targets are met.

The management supports the review by using ESGBOT and delegate external consultancies for risks and opportunities of climate change to company's operation. The assessment also involves general ESG performance evaluation to ensure the baseline ESG performance in well maintained under the current climate change impact. ESG reporting of the Company is also performed for ESG risk management.

3.6 Auditor's Remuneration and Auditor Related Matters

Please refer to the annual report of the Company for the related matters.



3.7 Diversity

The Company is supporting diversity in the board and employment through disclosure of diversity in the Report.

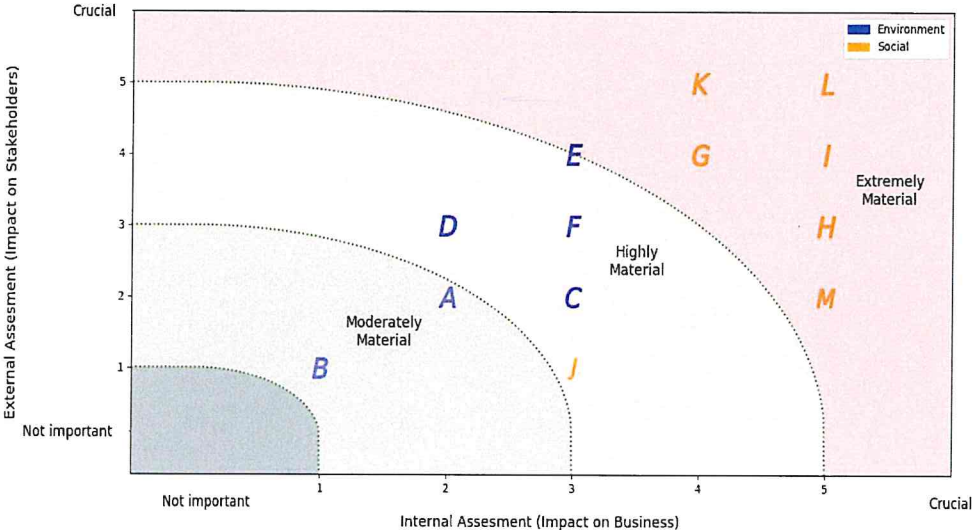
3.8 Corporate Governance Practices

The Company is not a listed company in the Hong Kong Stock Exchange and is not required to be fully compliant with the Principles of Good Corporate Governance under Appendix 14 Corporate Governance Code of Main Board Listing Rules of Hong Kong Exchanges and Clearing Limited.

Corporate Governance Code Provision	Item	Statement/Explanation
A.1.1	Company Vision	Be a leading innovator to facilitate digital transformation and centralized management among our clients, move with the times and grow together.
A.2.1	Policy review	The policies in the Report are reviewed by the Board of Directors
D.1	Financial reporting	Financial reports of the Company are audited annually
D.2.2	ESG Reporting	ESG reporting is performed to identify Company's ESG risk

3.9 Stakeholder Engagement and Materiality Matrix

Through engagement with our stakeholders (i.e. customers, shareholders and employees), the Company has come up with the following materiality matrix to prioritize the importance of reported topics.



Legend:

- | | |
|-------------------------------------|---|
| A. Carbon Emission | B. Water Use |
| C. Energy Use | D. Waste |
| E. Environmental Impact | F. Climate Change |
| G. Diversity | H. Employee Health, Safety & Labour Standards |
| I. Development & Training | J. Supply Chain Management |
| K. Product & Service Responsibility | L. Anti-Corruption |
| M. Community Investment | |

3.10 Exclusions

The Company is not a listed company and does not have board committees nor obligations to report on

1. Board committees
2. Director's securities transactions
3. Shareholders' rights
4. Investors relations

4. Environmental



4.1 Emissions

The Company had environmental policies to implement

- a) Annual carbon accounting of its operation throughout the reporting period following the Guidelines to Account for and Report on Greenhouse Gas Emissions and Removals for Buildings (Commercial, Residential or Institutional Purposes) in Hong Kong published by the Government of the Hong Kong Special Administrative Region in 2010.
- b) Waste disposal following Waste Disposal Ordinance (Cap. 354) and Hazardous Chemicals Control Ordinance (Cap. 595)
- c) Effluent discharge following Water Pollution Control Ordinance (Cap. 358)

to account for the carbon emission and to dispose/ recycle waste generated by the Company's operation. In the process, the following data, if any, were used:

- Vehicle types, mileage and fuel used
- Electricity consumption bills
- Towngas bills
- Liquefied petroleum gas consumption bills
- Water consumption bills

During the Year, the Company was not aware of any material non-compliance relevant to environmental laws and regulations.

Below show the list of emissions and waste of the Company in the reporting period and the previous reporting period:

Annual emission/waste	Total	Intensity (per employee)
Scope 1 carbon emission	0.00 tonne(s) CO ₂ e	0.00 tonne(s) CO ₂ e
Scope 2 carbon emission	60.88 tonne(s) CO ₂ e	0.52 tonne(s) CO ₂ e
Scope 1+2 carbon emission	60.88 tonne(s) CO ₂ e	0.52 tonne(s) CO ₂ e

Other emissions including NO_x emission, SO_x emission and PM emission are recorded to be 0.00 kg (equivalent to 0.00 kg per employee), 0.00 kg (equivalent to 0.00 kg per employee) and 0.00 kg (equivalent to 0.00 kg per employee) respectively. Non-hazardous waste disposal, hazardous waste disposal and effluent discharge are recorded as 0.00 tonne(s) (equivalent to 0.00 tonne(s) per employee), 0.00 tonne(s) (0.00 tonne(s) per employee) and 120.14 m³ (equivalent to 1.03 m³ per employee) respectively.

Non-hazardous waste was sent to the landfill or recycled.

The Company had the following policies to reduce emission and waste.

Item	Targets
Carbon Neutrality	Reducing 50% of carbon emission intensity by 2035 (i.e. 3.4% carbon emission reduction per year)* * Following Hong Kong Climate Action Plan 2050
Waste	Reducing 40% of waste reduction intensity by 2035 (i.e. 3.6% waste disposal rate reduction per year)* * Following Waste Blueprint for Hong Kong 2035

Steps listed in the guidelines such as enhanced recycling awareness in the Company and energy saving awareness to reduce carbon emission were performed to reduce carbon emission and waste.



4.2 Use of Resources

The Company had energy, water and other resources saving policies by posting energy-saving, water-saving and recycling awareness notices around the Company's Premises.

In addition, we had the following measures.

Resources	Measures
Energy	Use of Grade 1 equipment following Mandatory Energy Efficiency Labelling Scheme
Water	Use of Graded equipment following Voluntary Water Efficiency Labelling Scheme
Paper	Use of papers with certified forest management

The following data, if any, were used to quantify the use of resources:

- Vehicle types, mileage and fuel used
- Electricity consumption bills
- Towngas bills
- Liquified petroleum gas consumption bills
- Water consumption bills
- Receipts on packaging materials purchased

Below lists the use of resources of the Company in the reporting period and the previous reporting period:

Annual emission/ waste	Total	Intensity (per employee)
Energy	88924.00 kWh	760.03 kWh
Water	120.14 m ³	1.03 m ³
Packaging materials used	0.00 tonne(s)	0.00 tonne(s)

Use of resources have been reduced gradually following the targets in the guideline mentioned in Section 4.1 for emission reduction. Other specific targets are shown in the following table:

The Company had the following policies to reduce emission and waste.

Resources	Targets
Energy	To reduce 1.1% per year to achieve 20% * Following Hong Kong Climate Action Plan 2050
Water	To reduce 0.8% water use reduction per year * Following Policy Address 2017

Company's water use is mainly supplied by the municipal pipe network, and there is no specific issue on water risk due to the extra consumption or hazardous effluent discharge by the Company.



4.3 The Environment And Natural Resources

The Company had no significant impact on the environment or natural resources. Nevertheless, the Company would keep its policies as described in Sections 4.1 and 4.2 to minimize its impact on the environment.



4.4 Climate Change

The Company aligned its policies with Hong Kong's Climate Action Plan 2050 to mitigate the risk of climate change to its operation.

The Company has also identified climate-related risks and opportunities as follows:

	Short-term (Less than a year)	Medium term (1 to 5 years)	Long term (more than 5 years)
Physical Risk	The increase in natural disasters including typhoons and floods resulting from climate change may have an impact on the operation of the Company (such as suspension of server and system service) and cause economic losses and client data lost	Temperature rise increases electricity cost and other operating utility cost. The extreme weather may cause damage to the direct and indirect risk to telecommunications and computer failure	Environmental changes such as rising temperature, rising sea level, water resource stress and supply instability. Intensified cyclones and rainstorms may cause frequent damages to business operation in addition to interruptions
Transition Risk	Increased energy cost due to rising need for cooling, maintenance of computer system and server and shortage in the supply of energy	Increased stakeholder concern or negative stakeholder feedback	Unable to adapt to change in environmental

	Short-term (Less than a year)	Medium term (1 to 5 years)	Long term (more than 5 years)
Opportunities	Emergence of environmental friendly ideas for operating expense reduction (i.e. energy saving campaigns)	Vigorously experimented with energy-saving technologies and optimized its energy and resource management in order to keep pace with the times and grasp the opportunities for green development	Climate change drives green transformation of enterprises. With the support of government policies, online platforms and intelligent management, among others, will see opportunities for growth
Impact on strategy	Measures to ensure safety of employees such as leaving work early or working at home	Monitor environmental-related regulatory developments that may affect the company's business and assess the risks arising	Align company goals and targets with the governments
Impact on financial planning	Revenue forecast should be reduced by 1 to 2 more days due to increase in business day cancellation.	A large number of customers and consumers concerned about sustainability resulting in loss of revenue and/or miss of growth opportunities	Involve carbon pricing into the financial planning of the company

In general, the company operating expense will become higher in the 4°C scenario than the 2°C scenario to offset the impact on our staff and operation due to extreme weather in the short term, higher temperature in the medium term and carbon pricing in the long term.

5 Social



5.1 Employment

The Company had employment policies that followed

- a) Employment Ordinance (Cap. 57)
- b) Employment Compensation Ordinance (Cap. 282)
- c) Mandatory Provident Fund Schemes Ordinance (Cap. 485)

During the Year, the Company was not aware of any material non-compliance relevant to employment laws and regulations.

Hong Kong to protect employees' rights, including gender and aged equality. Below show the statistics of relevant key performance indicators based on direct employees in Hong Kong.

Employee type	Number of employees	Turnover rate
Total	117	23.0%
Female	47	34.7%
Male	70	12.5%
Under 30 years old	50	27.5%
Between 30 and 50 years old	60	16.7%
More than 50 years old	7	36.4%
Full-time	117	23.0%
Part-time	0	N/A



5.2 Health and Safety

The Company had health and safety policies that followed Occupational Safety and Health Ordinance (Cap. 509) in Hong Kong to maintain a healthy and safe working environment. Below show the statistics of relevant key performance indicators based on direct employees in Hong Kong.

Item	Quantity
Number of fatalities due to work-related injury in the past three years	0
Lost days due to work injury	0

When there was a work-related injury, the employee work injury treatment process would be initiated to ensure that the employee was well treated with the company insurance accordingly.



5.3 Development and Training

The Company had policies to encourage employees to undergo training and professional development. Examples include occupational safety training, professional development training, etc. Below show the detailed statistics of the training performed among employees:

Training Record	Average training hour per person
Total	24
By gender	29.0 (male), 17.0 (female)
Board of Directors	6



5.4 Labour Standards

The Company had policies to review all employees' identity during employment and would reject any applications of non-adults or people without permission to work in Hong Kong to eliminate potentials of any child or forced labour.



5.5 Supply Chain Management

The Company had policies and procedures to record all direct suppliers and the types of goods they were capable to supply. The Company mainly focuses on selecting suppliers based on principles of nearby pickups, cost savings, taking goods as directly as possible and references from the past. Suppliers' ESG reports are also collected and inspected to ensure their compliance to common ESG standards.

The geographical distribution of suppliers is shown below:

Region	Number of suppliers
Hong Kong	2



5.6 Product and Service Responsibility

The Company had policies to ensure all products and service description to be compliant with Trade Descriptions Ordinance (Cap. 362) and other relevant ordinances to ensure proper disclosure of product information to our customers.

During the Year, the Company was not aware of any material non-compliance relevant to product responsibility and data privacy laws and regulations.

The Company had no design of products or services that intellectual property right observation and protection practices were not applicable to the Company's operation. The Company also ensured the advertising materials would be free from copyright infringement.

All private data were protected following the Company's compliance with Personal Data (Privacy) Ordinance (Cap. 486).

Below shows the statistics related to product responsibility:

Percentage of product recalls	0
Number of product complaints received	0



5.7 Anti-corruption

The Company had policies to strictly follow Prevention of Bribery Ordinance (Cap. 201) and to maintain whistle-blowing mechanisms to eliminate possibilities of corruption activities in the Company's operation.

Training package at Corruption Prevention Advisory Service of Independent Commission against Corruption of the Hong Kong Special Administrative Region was used annually to provide anti-corruption training to Directors and employees.

At present, there were no legal cases related to bribery against the Company or its employees.



5.8 Community Investment

The Company had policies to encourage its Directors and employees to join local voluntary work in Hong Kong. The nature of volunteering is subjected to employees' own interest, and the total number of voluntary hours during the reporting period is 1 manhours.

This is the end of the report

Appendix A - Content Index of Disclosure Items

Key Items	General Disclosure/ Indicators		Page	
A. Environmental				
A1. Emission	General Disclosure	Policies		12
		Compliance with relevant laws and regulations that have a significant impact on the issuer		12
	Indicators	A1.1	The types of emissions and respective emissions data.	12
		A1.2	Direct (Scope 1) and energy indirect (Scope 2) greenhouse gas emissions (in tonnes) and, where appropriate, intensity (e.g. per unit of production volume, per facility).	12
		A1.3	Total hazardous waste produced (in tonnes) and, where appropriate, intensity (e.g. per unit of production volume, per facility).	12
		A1.4	Total non-hazardous waste produced (in tonnes) and, where appropriate, intensity (e.g. per unit of production volume, per facility).	12
		A1.5	Description of emission target(s) set and steps taken to achieve them.	12
		A1.6	Description of how hazardous and non-hazardous wastes are handled, and a description of reduction target(s) set and steps taken to achieve them.	12
A2. Use of Resources	General Disclosure	Policies		13
	Indicators	A2.1	Direct and/or indirect energy consumption by type (e.g. electricity, gas or oil) in total (kWh in '000s) and intensity (e.g. per unit of production volume, per facility).	13
		A2.2	Water consumption in total and intensity (e.g. per unit of production volume, per facility).	13
		A2.3	Description of energy use efficiency target(s) set and steps taken to achieve them.	13
		A2.4	Description of whether there is any issue in sourcing water that is fit for purpose, water efficiency target(s) set and steps taken to achieve them.	13
		A2.5	Total packaging material used for finished products (in tonnes) and, if applicable, with reference to per unit produced.	13

Key Items	General Disclosure/ Indicators		Page	
A. Environmental				
A3. The Environment and Natural Resources	General Disclosure	Policies		14
	Indicators	A3.1	Description of the significant impacts of activities on the environment and natural resources and the actions taken to manage them.	14
A4: Climate Change	General Disclosure	Policies		14
	Indicators	A4.1	Description of the significant climate-related issues which have impacted, and those which may impact, the issuer, and the actions taken to manage them.	14
B. Social				
B1: Employment	General Disclosure	Policies		17
		Compliance with relevant laws and regulations that have a significant impact on the issuer		17
	Indicators	B1.1	Total workforce by gender, employment type (for example, full- or part-time), age group and geographical region.	17
		B1.2	Employee turnover rate by gender, age group and geographical region.	17
B2: Health and Safety	General Disclosure	Policies		17
		Compliance with relevant laws and regulations that have a significant impact on the issuer		17
	Indicators	B2.1	Number and rate of work-related fatalities occurred in each of the past three years including the reporting year.	17
		B2.2	Lost days due to work injury.	17
B2.3	Description of occupational health and safety measures adopted, and how they are implemented and monitored.	17		
B3: Development and Training	General Disclosure	Policies		18
	Indicators	B3.1	The percentage of employees trained by gender and employee category (e.g. senior management, middle management).	18
		B4.1	The average training hours completed per employee by gender and employee category.	18

Key Items	General Disclosure/ Indicators		Page	
B. Social				
B4: Labour Standards	General Disclosure	Policies	18	
		Compliance with relevant laws and regulations that have a significant impact on the issuer		18
	Indicators	B4.1	Description of measures to review employment practices to avoid child and forced labour.	18
		B4.2	Description of steps taken to eliminate such practices when	18
B5: Supply Chain Management	General Disclosure	Policies	18	
	Indicators	B5.1	Number of suppliers by geographical region.	18
		B5.2	Description of practices relating to engaging suppliers, number of suppliers where the practices are being implemented, and how they are implemented and monitored.	18
		B5.3	Description of practices used to identify environmental and social risks along the supply chain, and how they are implemented and monitored.	18
		B5.4	Description of practices used to promote environmentally preferable products and services when selecting suppliers, and how they are implemented and monitored.	18
B6: Product Responsibility	General Disclosure	Policies	18	
		Compliance with relevant laws and regulations that have a significant impact on the issuer		18
	Indicators	B6.1	Percentage of total products sold or shipped subject to recalls for safety and	18
		B6.2	Number of products and service related complaints received and how they are dealt with.	18
		B6.3	Description of practices relating to observing and protecting intellectual property rights.	18
		B6.4	Description of quality assurance process and recall procedures.	18
		B6.5	Description of consumer data protection and privacy policies, and how they are implemented and monitored.	18

Key Items	General Disclosure/ Indicators		Page	
B. Social				
B7: Anti-corruption	General Disclosure	Policies		19
		Compliance with relevant laws and regulations that have a significant impact on the issuer		19
	Indicators	B7.1	Number of concluded legal cases regarding corrupt practices brought against the issuer or its employees during the reporting period and the outcomes of the cases.	19
		B7.2	Description of preventive measures and whistle-blowing procedures, and how they are implemented and monitored.	19
B7.3		Description of anti-corruption training provided to directors and staff.	19	
B8: Community Investment	General Disclosure	Policies		20
		Indicators	B8.1	Focus areas of contribution (e.g. education, environmental concerns, labour needs, health, culture, sport).
	B8.2		Resources contributed (e.g. money or time) to the focus area.	20

APPENDIX B - CONTENT INDEX OF DISCLOSURE ITEMS ACCORDING TO TCFD (TASK FORCE ON CLIMATE-RELATED FINANCIAL DISCLOSURES) RECOMMENDATIONS

ABSTRACT

The Company has governance system over climate-related risks and opportunities through annual review and managerial use of ESG Reporting SaaS ESGBOT. Short-, medium- and long-term climate-related risks and opportunities of the general environment are identified. Their impacts on strategy and financial planning are also assessed. The main risks and impacts are related to cyclones, temperature rise and carbon rising on the operating expenses, and the main opportunities arise from the public and government's recognition of climate-related goals and awareness. The climate-related risks are properly integrated into company operation through quality control, and climate-related metrics and targets on carbon emission, waste reduction, energy use and water use are identified through alignment with government practices.

Recommendations	Recommended Disclosure	Page
Governance	a. Describe the board's oversight of climate-related risks and opportunities.	14 to 16
	b. Describe management's role in assessing and managing climate-related risks and opportunities.	9
Strategy	a. Describe the climate-related risks and opportunities the organization has identified over the short, medium, and long term.	14 to 16
	b. Describe the impact of climate related risks and opportunities on the organization's businesses, strategy, and financial planning.	14 to 16
	c. Describe the resilience of the organization's strategy, taking into consideration different climate-related scenarios, including a 2°C or lower scenario.	16
Risk Management	a. Describe the organization's processes for identifying and assessing climate-related risks.	14 to 16
	b. Describe the organization's processes for managing climate-related risks.	9
	c. Describe how processes for identifying, assessing, and managing climate-related risks are integrated into the organization's overall risk management.	9

Recommendations	Recommended Disclosure	Page
Metrics and Targets	a. Disclose the metrics used by the organization to assess climate-related risks and opportunities in line with its strategy and risk management process.	12 to 13
	b. Disclose Scope 1, Scope 2 and, if appropriate, Scope 3 greenhouse gas (GHG) emissions and the related risks.	12
	c. Describe the targets used by the organization to manage climate-related risks and opportunities and performance against targets.	13

APPENDIX C – CONTENT INDEX OF DISCLOSURE ITEMS ACCORDING TO UNITED NATIONS SUSTAINABILITY DEVELOPMENT GOALS

Key sections in the report are mapped to different United Nations Sustainability Development Goals (UN SDGs) as follows:


UN SDGs	Key Sections
 <p>1 NO POVERTY</p>	5.8 Community Investment
 <p>2 ZERO HUNGER</p>	5.8 Community Investment
 <p>3 GOOD HEALTH AND WELL-BEING</p>	4.1 Emission 5.2. Health and Safety
 <p>4 QUALITY EDUCATION</p>	5.3 Development and Training
 <p>5 GENDER EQUALITY</p>	5.1 Employment
 <p>6 CLEAN WATER AND SANITATION</p>	4.2 Use of Resources
 <p>7 AFFORDABLE AND CLEAN ENERGY</p>	4.2 Use of Resources
 <p>8 DECENT WORK AND ECONOMIC GROWTH</p>	3.7 Diversity 5.1 Employment 5.2. Health and Safety 5.3 Development and Training

UN SDGs	Key Sections
 <p>9 INDUSTRY, INNOVATION AND INFRASTRUCTURE</p>	5.6 Product and Service Responsibility
 <p>10 REDUCED INEQUALITIES</p>	3.7 Diversity 5.1 Employment
 <p>11 SUSTAINABLE CITIES AND COMMUNITIES</p>	5.8 Community Investment
 <p>12 RESPONSIBLE CONSUMPTION AND PRODUCTION</p>	4.1 Emission 4.2 Use of Resources 5.5 Supply Chain Management
 <p>13 CLIMATE ACTION</p>	4.1 Emission 4.2 Use of Resources 4.4 Climate Change
 <p>14 LIFE BELOW WATER</p>	4.3 The Environment and Natural Resources
 <p>15 LIFE ON LAND</p>	4.3 The Environment and Natural Resources
 <p>16 PEACE, JUSTICE AND STRONG INSTITUTIONS</p>	3.3 Company Sustainability Governance Structure 3.5 Risk Management and Internal Control 5.4 Labour Standards 5.7 Anti-corruption
 <p>17 PARTNERSHIPS FOR THE GOALS</p>	5.8 Community Investment

ESG Report of YOOV Group Holding Limited 2023	
Document No.	ESG-03/16/23

Revision	Issued Date	Submission for	Prepared by	Reviewed by	Approved by
0	2023-11-01	Final Issue	Savio Sin	Karl Leung & Samantha Tsang	Phil Wong

Revision Endorsed by:



Phil Wong, Director
YOOV Group Holding Limited

Disclaimer:

This report is prepared based on the best knowledge of understanding of the information of the Company based on ESGBOT. We understand that ESG reporting and disclosure is performed based on the principle of Appendix 27 Environmental, Social and Governance Reporting Guide of Main Board Listing Rules of Hong Kong Exchanges and Clearing Limited. The requirements as stipulated in them have been complied in the preparation of this report as far as possible in principle while company operation and impacts are dynamic and probabilistic phenomena and historical data obtained for the company in analyzing such performance would inevitably not explicitly reflect the current situation of the company.